

# STORAGE & HANDLING OF VAXSAFE® MS

## 1. ARRIVAL AND STORAGE

- Vaxsafe® MS must be received with its dropper and transported on dry ice.
- Store for a maximum of 4 weeks on dry-ice or in a chest freezer.
- (-20 °C)
- Check indicator bottle.



## 2. EQUIPMENT NEEDED

- Shallow bucket with tepid water for thawing (later referred to as water bath).
- Cooler box with frozen ice packs.
- Thermometer (measure water temp. before thawing).
- Clock (monitor time for thawing and time left for vaccination once thawed).



## 3. THAWING

- Remove Vaxsafe® MS vials from freezer or dry ice using gloves and forceps.
- Remove only the amount needed for a 2 hour vaccination session.
- It is strongly recommended that fresh thawing be performed every 2 hours.



## INDICATIONS:

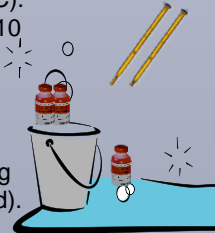
An aid in the control of airsacculitis and synovitis in Breeders and Layer birds caused by *Mycoplasma synoviae*

## STORAGE:

- For long term storage, store vaccine below -70 °C
- For short term storage (maximum 4 weeks), vaccine can be stored in a standard freezer at a temperature not warmer than -20 °C or store until use on dry-ice.
- Order vaccine as close as possible to actual day of vaccination
- Only receive vaccine transported on dry-ice

## 4. THAWING (cont)

- Place Vaxsafe® MS vials in water bath (ensure that water temp is between 33 - 35 °C, not above 37 °C).
- Leave in water bath for 8 - 10 min and continually stir.
- Remove from water bath and dry outside of vial with paper towel (this is to prevent water contaminating vaccine when vial is opened).



## 5. TRANSPORT TO HOUSE

- Transport thawed Vaxsafe® MS on frozen icepacks in a cooler box (Ensure ice packs remain frozen until all vaccine is used).
- Remember to take dropper fitting to house.




## 6. VACCINATION

- Mix contents of vial by gently and repeatedly inverting the vial.
- Insert supplied dropper fitting onto Vaxsafe® MS vial.




## 7. VACCINATION (cont)

- Place one drop in each bird's eye..
- Allow the fluid to spread across the eye and for the fowl to swallow before releasing the bird.
- Do not touch the eye surface with the dropper!



## 8. VACCINATION (cont)

- A vial of Vaxsafe® MS must be dispensed within two hours after thawing



Distributed By:  
**Immuno-Vet Services**  
Tel+27(0) 11 699 6249  
Nr 9 Vervoer St Kya Sands

**MSD Animal Health**  
Tel+27(0) 11 923 9320  
20 Spartan Road, Spartan,1619

**Merial**  
Tel +27 (0) 11 315 8001  
Lakato Unit 8, Old Mutual Road, Benrose